

GPX 13 SPEED $\varnothing 13$ mm, planetary gearhead

Sterilizable



GPX

Key Data	Without shaft seal*	With shaft seal*
Max. transmittable power	W 22 (3.2)	22 (3.2)
Max. continuous torque	Nm 0.15	0.15
Max. continuous input speed	rpm 60 000	60 000
Ambient temperature	$^{\circ}\text{C}$ -10 ... +135	-10 ... +135
Bearing at output	Ball bearing	Ball bearing

Operating Range (output shaft)	Without shaft seal	With shaft seal
--------------------------------	--------------------	-----------------

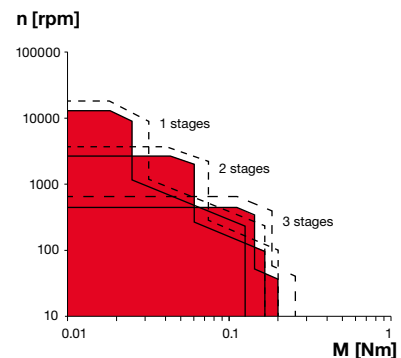
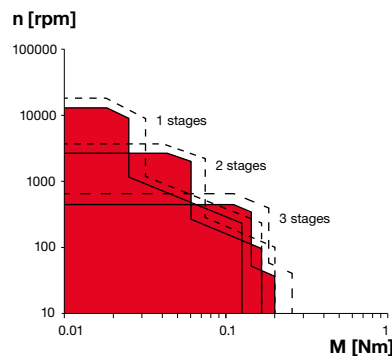
■ Continuous operation
- - - - - Intermittent operation

Sterilization information

Without shaft seal: typically 1000 autoclave cycles
 With shaft seal: typically 2000 autoclave cycles

Sterilization with steam

Temperature $134^{\circ}\text{C} \pm 4^{\circ}\text{C}$
 Compression pressure up to 2.3 bar
 Rel. humidity 100%
 Cycle length 18 minutes



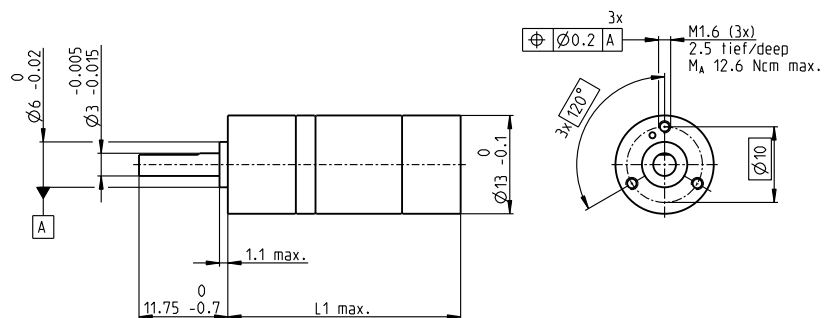
Specifications	Without shaft seal*			With shaft seal*		
	1	2	3	1	2	3
Number of stages						
Max. transmittable continuous power	W 22 (3.2)	11 (1.6)	6 (0.8)	22 (3.2)	11 (1.6)	6 (0.8)
Max. transmittable intermittent power	W 27 (4)	13 (2)	7 (1)	27 (4)	13 (2)	7 (1)
Max. continuous torque	Nm 0.025 (0.13)	0.06 (0.16)	0.15 (0.2)	0.025 (0.13)	0.06 (0.16)	0.15 (0.2)
Max. intermittent torque	Nm 0.030 (0.16)	0.075 (0.2)	0.19 (0.25)	0.030 (0.16)	0.075 (0.2)	0.19 (0.25)
Max. continuous input speed	rpm 60 000	60 000	60 000	60 000	60 000	60 000
Max. intermittent input speed	rpm 75 000	75 000	75 000	75 000	75 000	75 000
Max. efficiency	% 85	80	70	85	80	70
Average backlash no load	$^{\circ}$ 1.2	1.4	1.6	1.2	1.4	1.6
Max. axial load (dynamic)	N 20	20	20	20	20	20
Max. radial load, 5 mm from flange	N 10	15	25	10	15	25
Gearhead length L1 ¹	mm 30.8	36.6	42.4	30.8	36.6	42.4
Weight	g 21	26	30	21	26	30

Configuration	Without shaft seal			With shaft seal		
Number of stages	1	2	3	1	2	3
Reduction	X:1 5	25	125	5	25	125
Absolute reduction: (see online)						

Version Without shaft seal/With shaft seal
 Flange Standard flange/configurable flange
 Shaft Length/flat face

maxon Modular System	Page	Dimensions	M 1:1
----------------------	------	------------	-------

maxon EC motor	N ^o of stages [opt.]	
ECX SPEED 13 M	1-3	187-190
ECX SPEED 13 L	1-3	191-194



¹This length may vary depending on the configuration and choice of motor. The effective length is calculated at the end of the configuration process.

gpx.maxongroup.com

*Values in parentheses apply in case of reduced speed (according to diagram).